



Drive one.

09 F-150

INTRODUCING THE NEW F-150



fordvehicles.com



Drive one.

09 F-150

INTRODUCING THE NEW F-150



F-150 FX4 SuperCrew ■ Sterling Grey ■ FX4 Luxury Package ■ Other Available Equipment

MORE MPG, MORE POWER

- Unsurpassed 21 MPG HWY.² with the new SFE PACKAGE ■ 20 MPG HWY.² on the new 4.6L and the 5.4L 3-Valve V8 4x2s ■ 320 HP AND 390 LB.-FT. on 5.4L 3-Valve V8 FFV (E85 FUEL) ■ NEW 6-SPEED AUTOMATIC TRANSMISSION contributes to Fuel Economy Improvement

BEST TOWING

- BEST-IN-CLASS CAPABILITY: 11,300 LBS. Now available on every cab type ■ New standard Trailer Sway Control ■ New Integrated Trailer Brake Controller ■ Rear View Camera

BEST PAYLOAD

- BEST-IN-CLASS CAPABILITY: 3,030 LBS. ■ Best-in-Class Cargo Box Volume ■ New Class-Exclusive Box Side Steps ■ New Class-Exclusive Tailgate Step

BEST INTERIOR

- Quietest F-150 ever ■ All-new Interior Design ■ All-new, more comfortable seats ■ New flat Loadfloor in SuperCab and SuperCrew ■ One-touch folding rear seat in SuperCrew

SAFEST F-150

- New standard AdvanceTrac[®] with RSC[®] (Roll Stability Control™) and Trailer Sway Control ■ Standard 6-Airbag Protection ■ New Safety Canopy[®] System with Roll-Fold Side-Curtain Airbags and Rollover Protection

BEST CONNECTIVITY

- Ford SYNC[®] ■ Advanced Navigation Radio with SIRIUS Travel Link™ Capability ■ New Ford Work Solutions™ ■ SIRIUS[®] Satellite Radio

The new F-150 goes far beyond capability. It's a truck built around the way our customers work and live.

From its best-in-class¹ capabilities and long-lasting durability, to outstanding interior comfort and driving dynamics, to the most advanced safety systems available on a pickup, the new '09 F-150 delivers at every turn. Beyond what you've come to expect from F-150, this new pickup offers an impressive array of technologies and features that work to make life easier. Towing the heaviest load feels more confident and secure. Loading, unloading

and managing cargo is faster and easier. Call home, find your way, or get the latest weather with simple voice commands. Even manage your business right from your truck.

Read on and discover how F-150 continues to set the standards by which other pickups are measured. More than ever, F-150 is the right truck for your work life and family life. The proof is in these pages, and behind the wheel.

¹Best-in-class payload and towing when properly equipped. Class is Full-Size Pickups under 8500 lbs. GVWR. ²EPA-estimated 15 mpg city/21 hwy. on SFE Package with 4.6L 3-valve V8, 145" WB SuperCrew 4x2; 14 mpg city/19 hwy. on 4.6L 2-valve V8 4x2; 15 mpg city/20 hwy. on 4.6L 3-valve V8 4x2; 14 mpg city/20 hwy. on 5.4L 3-valve V8 4x2.

Vehicles throughout this PDF may be shown with optional and aftermarket equipment. Features listed may be optional and/or require additional equipment. See Specifications section for feature availability.




Drive one.

09 F-150

STRONGEST FRAME

THE NEW F-150 FRAME USES MORE HIGH-STRENGTH STEEL than ever. It's found in the frame rails, crossmembers and as a reinforcing component at key stress points. New steels and new forming and welding technologies make this frame not only stronger than any frame in the class, but it's lighter as well, which contributes to overall fuel efficiency improvements.

- A. THE WIDEST REAR LEAF SPRINGS IN THE CLASS ARE ALSO 6" LONGER to provide improved axle control, and balance ride smoothness with best-in-class load capability. The extra length also increases spring life, and the rear spring bushings have been re-tuned to improve ride quality.
- B. NEW TWIN-TUBE SHOCKS at all 4 corners help deliver a more refined ride and improved control in various road conditions. Rear shocks are mounted outside of the frame rails to reduce body lean and enhance rear axle control.
- C. A FULLY BOXED, LADDER-STYLE FRAME is the backbone of F-150's class-leading capabilities. It also contributes to the quietest F-150 interior yet, and a smoother-than-ever ride.
- D. FULLY BOXED CROSSMEMBERS are optimized for strength and are precisely positioned to create the new flat loadfloor.
- E. THROUGHWELDED CROSSMEMBERS help create a highly rigid structure, which mitigates frame flex and contributes to more stable towing.
- F. TUNED SHEAR-STYLE BODY MOUNTS help isolate the body from road vibration for a comfortable, quiet cabin.
- G. HYDROFORMED FRAME COMPONENTS allow extremely tight tolerances for manufacturing consistency and enhanced structural performance for safety.
- H. COIL-OVER-SHOCK FRONT SUSPENSION design includes control arm bushings for added lateral stiffness, yet the system delivers a smooth ride, crisp steering and excellent control.



Shown here, a completed F-150 chassis and powertrain just before the cab body is added. As it moves down the assembly line, the F-150 rides on a work platform with a height-adjustable "skillet" that raises and lowers the vehicle at each work station. This allows assembly workers more efficient, stress-free access to attach components and sub-assemblies.


The strongest frame in the class is now even stronger and more capable.

FULLY BOXED CONSTRUCTION AND HIGH-STRENGTH STEEL deliver best-in-class strength. Computer-aided engineering and frame-gauge optimization pare down the weight. The results are greater towing and hauling capacities, plus remarkable improvements in ride comfort, interior quietness and safety as well.



Drive one.

09 F-150



MORE EFFICIENT MUSCLE

Powertrain	Max. MPG ¹	Max. Payload (lbs.) ²	Max. Towing (lbs.) ²
4.6L 2-Valve V8/4-Speed	19	1,890	6,000
4.6L 3-Valve V8/6-Speed	20	1,930	9,500
SFE Package 4.6L 3-Valve V8	21	1,620	7,500
5.4L 3-Valve V8/6-Speed	20	3,030	11,300

A new 5.4L 3-valve V8/6-speed automatic powertrain, ready to mount onto the chassis.

More power, up to 21 mpg and best-in-class capability. Only F-150 offers them all.

THE NEW F-150 IS MORE EFFICIENT, MORE POWERFUL AND HARDER WORKING THAN EVER. The hot button these days is fuel economy. F-150 now offers efficiency and the serious capability you need to accomplish what you set out to do. A new 4.6L 3-valve V8 engine and new 6-speed automatic transmission lead the way. This combination can achieve up to 21 mpg hwy.¹ with the new SFE Package. That's unsurpassed by any other gas engine in the class. Even the capability champion, the 5.4L 3-valve V8, stretches fuel economy up to 20 mpg hwy.

MORE MPG, MORE POWER

MORE POWER AND CAPABILITY ACROSS THE BOARD

THE 4.6L 2-VALVE V8 ENGINE with 4-speed automatic is now the standard F-150 powerplant. It makes 248 hp and 294 lb.-ft. of torque – a 22% boost in horsepower – while achieving the same fuel economy numbers as the previous base V6 with an automatic transmission. Base-to-base, this standard powertrain combination increases maximum towing capability as much as 2,300 lbs. versus last year.

THE NEW 4.6L 3-VALVE V8 with new 6-speed automatic is a spectacular combination of power and fuel efficiency. Configured and tuned specifically for F-150, it puts out 292 hp and 320 lb.-ft. of torque, and delivers up to 21 mpg.¹ Versus last year's mid-range engine/transmission, this new setup can increase maximum towing as much as 3,100 lbs.

A MORE POWERFUL 5.4L V8 with new 6-speed automatic gets a horsepower boost up to 320, and twists out 390 lb.-ft. of torque.³ Year over year, this new arrangement increases maximum towing capability up to 1,800 lbs. This Flex Fuel (FFV) capable engine runs on E85 (85% ethanol/15% gasoline), straight gas or any blend in between.

FUEL ECONOMY IMPROVEMENTS

Fuel economy is high on your list of priorities today. Here are some of the technologies we're using to help meet that need:

NEW F-150 SFE PACKAGE achieves unsurpassed EPA-estimated gas fuel economy of 15 mpg city/21 hwy. through a specific combination of powertrain, axle, wheels, tires and cab aerodynamics.

ENGINE CONTROL SYSTEM UPGRADES precisely manage fuel delivery to the combustion chamber and actively reduce fuel burned during deceleration.

NEW OPEN-VALVE INJECTION on 3-valve engines delivers a cooler air/fuel charge into the cylinder, allowing for more complete combustion. The result: more power, better fuel economy and lower emissions.

REDUCED IDLE SPEEDS on 3-valve engines use less fuel. Under all conditions, the idle speed is actively minimized to conserve fuel.

¹EPA-estimated 15 mpg city/21 hwy. on SFE Package with 4.6L 3-valve V8, 145" WB SuperCrew 4x2; 14 mpg city/19 hwy. on 4.6L 2-valve V8 4x2; 15 mpg city/20 hwy. on 4.6L 3-valve V8 4x2; 14 mpg city/20 hwy. on 5.4L 3-valve V8 4x2. ²Maximum capability when properly equipped. See your Ford Dealer for specific equipment and other limitations. ³320 hp and 390 lb.-ft. torque ratings require E85 fuel.



Drive one.

09 F-150

BEST-IN-CLASS TOWING
11,300 LBS
ACROSS ALL 3 CABS

BEST TOWING



MAX. TOWING (lbs.) ¹	Regular Cab	SuperCab	SuperCrew
4.6L 2-Valve V8	6,000	5,800	5,700
4.6L 3-Valve V8	8,400	9,500	9,500
5.4L 3-Valve V8	11,300	11,300	11,300

F-150 LARIAT SuperCrew 4x2 ■ Razor Red ■ LARIAT Chrome Package ■ Other Available Equipment

No other pickup can tow so much, so well.

TOWING CONFIDENCE IS STANDARD ON EVERY NEW F-150. Best-in-class towing involves far more than brute power and braking. That's why F-150 offers a variety of advanced towing-specific technologies, both as standard and optional equipment. F-150 is the first and only truck to combine class-leading towing capability in every cab type, the stabilization technology of standard Trailer Sway Control, and an optional integrated Trailer Brake Controller. The result: towing that feels effortless and more controlled than ever.

¹Maximum capability when properly equipped. See your Ford Dealer for specific equipment and other limitations. ²Remember that even advanced technology cannot overcome the laws of physics. It's always possible to lose control of a vehicle due to inappropriate driver input for the conditions. For more information on Ford vehicle stability systems, visit fordvehicles.com.



THE NEW FACTORY INTEGRATED TRAILER BRAKE CONTROLLER option uses braking input, vehicle speed, and information from the vehicle's Anti-lock Brake System (ABS) to balance the performance of the truck brakes and electric trailer brakes.



NEW TRAILER SWAY CONTROL is advanced technology that's standard on all '09 F-150s. A yaw motion sensor in the AdvanceTrac® with RSC® (Roll Stability Control™) system can detect trailer sway through the motions of the truck. AdvanceTrac can then automatically take countermeasures, such as selective wheel braking and reducing engine torque, to help maintain control of both the truck and trailer.²



Drive one.

09 F-150

BEST-IN-CLASS PAYLOAD
3,030 LBS

BEST PAYLOAD



MAX. PAYLOAD (lbs.) ¹	Regular Cab	SuperCab	SuperCrew
4.6L 2-Valve V8	1,890	1,610	1,620
4.6L 3-Valve V8	1,930	1,650	1,690
5.4L 3-Valve V8	3,030	2,650	1,760

F-150 XLT SuperCrew 4x4 ■ Sterling Grey (left), Brilliant Silver (right) ■ Both Shown with Other Available Equipment

BEST PAYLOAD: We've combined best-in-class payload with easiest access.

F-150 PAYLOAD CAPABILITY AND ACCESS ARE LEADING THE WAY. Whether you've got loads of lumber or pallets of pavers, you want to move it efficiently and easily. Either way, the new F-150 has you covered. Its payload capability is best-in-class, and its deep box lets you pack in lots of cargo. Of course, hauling gets even easier when loading and unloading is more convenient. So we offer the best access available in the business, with optional innovative steps on all 3 sides of the cargo box.



CLASS-EXCLUSIVE BOX SIDE STEPS are an innovative new option. They can hold up to 500 lbs. each, and there's one on both sides of the box. Deploy or stow them with your foot — no hands required. Now reaching cargo is a cinch, even gear that's deep in the box. Stepping up on a tire or a bucket is a thing of the past.



A NEW INTEGRATED TAILGATE STEP is another class exclusive. It makes cargo box entry and exit a breeze. Just raise the grab bar and flip down the skid-resistant step. This option stows right in the tailgate.

¹Maximum capability when properly equipped. See your Ford Dealer for specific equipment and other limitations.



Drive one.

09 F-150


BEST CONVENIENCE & PRODUCTIVITY

Innovative tools make you more productive, saving valuable time.

SHARP THINKING BECOMES HARDWORKING FEATURES. Tough technology and innovation help you work smarter than ever. Year after year, we put new features on the road before anybody else. Here are some of the practical systems on the new '09 F-150 that help take the hassle out of work and life.

THE REAR VIEW CAMERA (top left) is an amazing option that includes a camera mounted in the tailgate and a video display in the auto-dimming rearview mirror or the available advanced Navigation Radio screen (shown at far left). Whenever the vehicle is in reverse, the camera provides a wide-angle view behind the truck. The built-in distance guide on the video display makes the system ideal for trailer hookup or backing up to almost anything.

NEW STOWABLE BED EXTENDER: 1: Folds out, clamps together and secures to the tailgate with the bolt-action latch. 2: Made of rugged fiberglass-reinforced polypropylene, this optional 21"-tall barrier lets you haul with the tailgate down, or 3: secure smaller loads with the tailgate up. 4: It folds conveniently out of the way when not in use. (Shown with aftermarket bedliner.)



STRONGEST-IN-CLASS CARGO MANAGEMENT SYSTEM OPTION: A: The system includes 2 dual-channel side rails and 4 adjustable cleats. The cleats are rated at 600 lbs. each and lock in place every 3.5" in either the top or bottom rail channels. B: The optional Cargo Management Accessory Package adds 2 load bars, which lock to the cleats, and accept up to 100-lb. loads. C: The Accessory Package also includes a bed divider that's rated to retain loads up to 400 lbs. and a front header bar that provides additional cleat positions at the front of the box. D: Ford Custom Accessories offers optional composite storage bins¹ that attach to the side rails and can be locked with the same key as your vehicle.

¹Ford Licensed Accessories. See your dealer for limited warranty details.



Drive one.

09 F-150

BEST INTERIOR



F-150 FX4 SuperCrew ■ Medium Stone Sport Leather-Trimmed Captain's Chairs ■ FX4 Luxury Package ■ Other Available Equipment



SUPERCREW STRETCHED 6" for extra rear-seat comfort. The SuperCab also gets additional leg room in back.



NEW SUPERCREW ONE-TOUCH 60/40 SPLIT REAR SEAT has mechanically assisted seat bottoms that easily and securely fold up against the back of the cab.



A NEW FLAT LOADFLOOR PROVIDES MORE ROOM plus greater flexibility. It eliminates the center "hump" and makes loading and unloading large items easier. (Shown in SuperCrew.)

If you want more comfort and the most usable space, F-150 is your truck.

F-150 INTERIOR DESIGN, QUALITY AND COMFORT HAVE BECOME A BENCHMARK. For 2009, an all-new interior expands on that tradition. New "Active Comfort" seats are contoured for comfortable support, even on the longest trips. Rear seatbacks are reclined for a more relaxed, natural seating position. We've engineered quietness throughout all sides of the cabin, top to bottom. This is now the quietest F-150 yet, minimizing wind, road and mechanical noise so effectively, you might forget that you're in a truck.

The spacious 2nd row in the new F-150 SuperCrew puts more room behind the front seats than any truck in the class — that's room you can use and enjoy. Lift the one-touch rear seat to reveal a class-exclusive, easy-loading flat loadfloor and up to 57.6 cu. ft. of cargo space.

You'll appreciate the care that went into this all-new interior every time you climb in.



Drive one.

09 F-150

BEST CONNECTIVITY

This technology keeps you connected wherever you go.

AVAILABLE FEATURES MAKE WORK EASIER AND LIFE MORE CONVENIENT. And the all-new center stack puts them conveniently within reach. Many available functions can also be controlled from the steering wheel. Technology and intuitive design give you a sense of command like never before in the '09 F-150.

FORD SYNC®, powered by Microsoft®, can make time spent in your Ford F-150 even more enjoyable. The latest voice-activated communications and entertainment systems help keep you connected. Simple voice commands let you control most Bluetooth®-enabled mobile phones and popular digital media players.¹ Now includes 911 Assist™ and Vehicle Health Reports. It's versatile, affordable and optional exclusively on select Ford vehicles.

SIRIUS TRAVEL LINK™² can find the nearest gas station (and prices), map your way around an accident, provide the weather forecast, and keep you connected with the latest sports scores and movie listings.

THE ADVANCED NAVIGATION RADIO option takes your voice instructions and replies with turn-by-turn directions to get you where you want to go. Includes an 8" in-dash screen; a Sony® single-CD/DVD player with MP3, DVD-audio and DVD-video capabilities; a nearly 10-GB music jukebox; and SIRIUS Satellite Radio with Travel Link capability.

SIRIUS SATELLITE RADIO delivers over 130 channels of digital programming, including sports, news, talk, entertainment and 100% commercial-free music. It even includes 6 months of service.



F-150 FX4 SuperCrew ■ Black Interior ■ FX4 Luxury Package ■ Other Available Equipment



FORD SYNC/Phone Interface



SIRIUS TRAVEL LINK/Weather Map



SIRIUS TRAVEL LINK/Points of Interest Information and Fuel Prices



NAVIGATION RADIO/Home Photo Album and SIRIUS Satellite Radio

¹Driving while distracted can result in loss of vehicle control. Only use mobile phones and other devices, even with voice commands, when it is safe to do so. ²Real-time traffic monitoring available in select markets. Some features are unavailable while driving. Service not available in Alaska or Hawaii. See your Ford Dealer or contact SIRIUS at 1-888-539-7474 for more information. "SIRIUS," the SIRIUS dog logo, "SIRIUS Travel Link" and related marks are registered trademarks of SIRIUS Satellite Radio Inc.





Drive one.

09 F-150



FORD WORK SOLUTIONS™

Powerful, practical tools no other truck offers can help you take care of business.

SMART TOOLS FOR TOUGH JOBS. Only the toughest name in trucks could assemble this all-star lineup. From communications and computing to navigation, fleet tracking and security, every position is filled by a pro. Now, your Built Ford Tough® F-150 can be a productivity powerhouse. Run your business remotely. Combat tool loss, theft and downtime. Track your fleet for top efficiency. You ask, Ford delivers.

A. ONBOARD WIRELESS COMPUTING POWER: This Internet-capable in-dash Windows CE computing and communications system, from MAGNETI MARELLI, is the heart of Ford Work Solutions. With its wireless keyboard, you can create documents and spreadsheets – even print them if you add the available wireless printer. You can download files from the web via the Sprint® Mobile Broadband Network.¹ Full-function, voice-activated navigation from Garmin® is also included. Now your office is truly on the road. (To avoid driving distractions, some functions are disabled while the truck is in gear.)

B. & C. CABLE LOCK: Here's a sure way to wreck a thief's day: the Ford Work Solutions Cable Lock by Master Lock.® A rugged, retractable, vinyl-coated cable spools out of the case mounted in the cargo box. It snakes through tool handles and equipment frames to secure those items in the box. A heavy-duty locking shackle clips to any cargo box tie-down or back onto the cable itself. Your gear is secured, yet easy to access.

D. TOOL LINK:™ Ford Work Solutions Tool Link² from DeWALT® uses Radio Frequency Identification (RFID) technology to tell you what's in your truck and what isn't.³ Tool Link automatically checks the truck before you leave for a job to make sure you have the tools you need. It checks again at the end of the workday to see that all the gear you used at the job site is back on board. It's a great productivity tool that can save time and avoid wasted trips.

E. CREW CHIEF:™ With Crew Chief telematic devices on your trucks, you can tell where every truck in your fleet is, 24/7. Just pull up the website on the Ford Work Solutions in-dash computing system in your truck, or use any computer with web access. Crew Chief, offered by Microlise,™ shows which truck is closest to the job you need done. It can also provide information that's vital to the life of your trucks and your profits. Optional diagnostics and maintenance reports¹ can help keep your maintenance up to date.

¹Service fee required. ²Driving while distracted can result in loss of vehicle control. Only use mobile phones and other devices, even with voice commands, when it is safe to do so. ³Tool Link RFID system will not read tagged tools in metal containers.



Drive one.

09 F-150

SAFEST F-150



- A. **NEW HYDROFORMED FRONT STRUCTURES** are made from one-piece tubes. Integrated with the roof pillar, they are designed to help direct impact forces up and over the passenger cabin. Their unique shape allows them to perform effectively in various crash situations.
 - B. **NEW HIGH-STRENGTH STEEL ROOF BOWS** are large and wide to help stiffen the cab structure.
 - C. **ULTRA-HIGH-STRENGTH STEEL ROOF RAILS** start at the base of the A-pillar and are hydroformed to run up and over doors in a single piece. Hydroforming changes the steel properties to increase its strength by 20%.
 - D. **NEW, HIGH-STRENGTH STEEL REAR ROOF STRUCTURE** is fully boxed for increased strength.
 - E. **NEW HEAD RESTRAINTS** improve head and neck protection in certain types of collisions.
 - F. **NEW SEATS** are designed to help properly position passengers for improved safety belt and airbag effectiveness.
 - G. **NEW PASSENGER SAFETY CAGE** (shown in red) is re-engineered and manufactured with ultra-high-strength and high-strength steels. The resulting structure is 75% stronger, yet only 7% heavier than its predecessor.
 - H. **STAMPED-STEEL FRONT HORNS** are engineered to help manage crash forces.
- NEW BORON STEEL-REINFORCED B-PILLARS** (SuperCrew only, not shown) use a spine formed from steel that is hot stamped to achieve a yield strength that is 3 times stronger to enhance side-impact protection.

No other pickup delivers this level of safety engineering and technology.

THE NEW F-150 SETS A HIGHER SAFETY STANDARD by introducing more accident avoidance technology and passenger protection systems than any pickup before it. Standard AdvanceTrac® with RSC® (Roll Stability Control™), Safety Canopy® System with roll-fold side-curtain airbags, and high-strength safety cage structure work together in this remarkably safe truck. We're confident this is the safest F-150 yet.



THE NEW STANDARD SAFETY CANOPY SYSTEM (left) offers protection in certain side-impact collisions or rollover events. Its advanced side-curtain airbags with roll-fold technology can slide the side-curtain between the window glass and an occupant's head if they are leaning toward the glass. Newly designed front-seat side "K" bags (in yellow) help dissipate crash forces to help enhance protection of the chest in certain side-impact events.



Drive one.

09 F-150

BEST SELECTION



Left to Right: XLT Regular Cab 4x4 in Royal Red/Brilliant Silver Two-Tone ■ FX4 SuperCab in Blue Flame ■ LARIAT SuperCrew 4x4 in Razor Red ■ All Shown with Other Available Equipment

Welcome to the widest range of pickups on the road.

THERE ARE SO MANY CHOICES because people use F-150 in so many ways. From the get-it-done XL to the new top-of-the-line in tough luxury PLATINUM, there is an F-150 for every work need and lifestyle. Take a look at all these choices, from powertrains, cabs and cargo

box styles, to wheels, colors and interior trim. So take your time and enjoy. You're sure to find the F-150 that's just right for you.



Drive one.

09 F-150

XL



F-150 XL Regular Cab 4x4 ■ Dark Blue Pearl ■ Other Available Equipment

F-150 XL gets the job done and comes back for more.

THE ADVANCEMENTS THAT MAKE THE NEW F-150 THE BEST are all right here. The standard 4.6L 2-valve V8, strongest frame, and the enhanced braking and suspension systems are ready for serious work. Properly equipped, it can haul up to 3,030 lbs. or tow all the way up to 11,300 lbs. The all-new interior and a smooth, quiet ride also come standard. They're as much a part of F-150 as its legendary durability.

AVAILABLE CABS

Regular Cab ■ SuperCab ■ SuperCrew

AVAILABLE ENGINES

4.6L 2-valve V8 ■ 4.6L 3-valve V8
■ 5.4L 3-valve V8

STANDARD EQUIPMENT

- AdvanceTrac® with RSC® (Roll Stability Control™)
- Trailer Sway Control ■ Personal Safety System®
- Safety Canopy® System ■ SOS Post-Crash Alert System™¹
- Argent-painted front and rear step bumpers ■ Black bar-style grille with black surround ■ Black front bumper upper fascia
- Black manual sideview mirrors (Regular Cab and SuperCab) ■ Black, power sideview mirrors (SuperCrew)
- Easy Fuel™ capless fuel-filler system ■ 17" grey styled-steel wheels
- Solar-tinted glass with fixed rear window
- Air conditioning ■ AM/FM stereo with clock
- Power accessory delay ■ Visors with driver-side map strap and passenger-side mirror
- Urethane steering wheel ■ Tachometer ■ Black vinyl floor covering (Regular Cab and SuperCab)
- Color-coordinated carpet and floor mats (SuperCrew)
- Vinyl 40/20/40 split front seats ■ Tire Pressure Monitoring System (excludes spare)
- Display center ■ Rear vinyl 60/40 split flip-up seat
- Manual windows (Regular Cab and SuperCab)
- Power windows and door locks (SuperCrew)

HEAVY-DUTY PAYLOAD PACKAGE OPTION

- Heavy-duty shock absorbers and springs
- 72-amp-hr. battery ■ Upgraded radiator and auxiliary transmission oil cooler
- 9.75" rear axle gear set ■ 3.73 axle ratio ■ High-capacity 17" 7-lug steel wheels
- LT245/75R17E all-terrain BSW tires



AVAILABLE CLOTH 40/20/40 SPLIT FRONT SEATS with under-seat storage.



¹SOS hardware may become damaged or the battery may lose power in a crash, which could prevent operation. Not all crashes will activate an airbag or safety belt pretensioner.



Drive one.

09 F-150

STX



F-150 STX SuperCab 4x2 ■ Amber Gold ■ STX Décor Package, STX Plus Package ■ Other Available Equipment

AVAILABLE CABS

Regular Cab ■ SuperCab

AVAILABLE ENGINES

4.6L 2-valve V8 ■ 4.6L 3-valve V8

STANDARD EQUIPMENT

Includes all XL features, plus:

- STX decals ■ Body-color front and rear step bumpers, grille surround and front bumper upper fascia ■ 17" machined-aluminum wheels ■ AM/FM stereo/single-CD player
- Auxiliary audio input jack ■ Cloth 40/20/40 split front seats with driver manual lumbar
- Front-seat center armrest with storage bin and cupholders ■ Rear cloth 60/40 split flip-up seat (SuperCab) ■ Rear cupholders (SuperCab)

NEW STX DÉCOR PACKAGE OPTION

- 18" machined cast-aluminum wheels
- P265/60R18 all-season OWL tires (4x2)
- P275/65R18 all-terrain OWL tires (4x4)
- 5" chrome tubular running boards (SuperCab)
- 4" polished stainless steel tubular running boards (Regular Cab)

NEW STX PLUS PACKAGE OPTION

- Fog lamps ■ Cruise control

Tough that lights up the night: F-150 STX.

STX HAS ALL THE RUGGED CAPABILITY you expect from F-150 combined with unique features inside and out. Its monochromatic exterior and machined-aluminum wheels define the STX look. Cloth seats provide cruising comfort, and the AM/FM stereo/single-CD player with auxiliary input lets you listen to your own playlists from any compatible audio player. More custom upgrades are yours for the taking with the new STX Décor and STX Plus Packages.



STANDARD 40/20/40 SPLIT FRONT CLOTH SEATS with fold-down armrest.





Drive one.

09 F-150

XLT



F-150 XLT SuperCab 4x2 ■ Oxford White/Pueblo Gold Two-Tone ■ XLT Chrome Package with Optional 20" Chrome-Clad Aluminum Wheels ■ Other Available Equipment

For whatever life throws at you, XLT is the right tool for the job.

EVERYDAY VERSATILITY AND HARDWORKING VALUE top the list of XLT's many virtues. It's available with every powertrain combination, cab style and box size. If hauling and towing are priorities, the available 320-hp¹ 5.4L 3-valve V8, Heavy-Duty Payload Package and Max. Trailer Tow Package equip XLT to handle best-in-class loads. Standard 17" machined-aluminum wheels, chrome grille and chrome bumpers ensure you'll arrive in style, no matter the task.

¹320 hp and 390 lb.-ft. torque ratings require E85 fuel.

AVAILABLE CABS

Regular Cab ■ SuperCab ■ SuperCrew

AVAILABLE ENGINES

4.6L 2-valve V8 ■ 4.6L 3-valve V8
■ 5.4L 3-valve V8

STANDARD EQUIPMENT

Includes all STX features, plus:

- Chrome front and rear step bumpers
- Chrome bar-style grille with chrome surround
- Remote keyless-entry system
- Power sideview mirrors
- 17" machined-aluminum wheels with painted accents
- Autolamp
- Color-coordinated carpet and floor mats
- Cruise control
- Color-coordinated urethane steering wheel
- Visors with covered mirrors
- Power windows, including 2nd-row on SuperCab and SuperCrew
- Power door locks
- Outside temperature and compass display
- Premium cloth 40/20/40 split front seats
- Rear premium cloth 60/40 split flip-up seat (SuperCab and SuperCrew)
- Rear cupholders (SuperCab and SuperCrew)
- Fixed rear window with privacy glass

XLT CHROME PACKAGE OPTION

- 18" chrome-clad aluminum wheels
- P265/60R18 all-season OWL tires (4x2)
- P275/65R18 all-terrain OWL tires (4x4)
- Chrome door handles with black bezels
- 5" chrome tubular running boards
- Chrome exhaust tip
- Chrome front tow hooks (4x4 only)
- Color-coordinated leather-wrapped steering wheel
- Optional: 20" chrome-clad aluminum wheels



F-150 XLT SUPERCREW 4x4, Camel interior, standard 40/20/40 front seats, and other available equipment.





Drive one.

09 F-150

FX4



F-150 FX4 SuperCab ■ Blue Flame/Sterling Grey Two-Tone ■ FX4 Luxury Package ■ 17" Wheels and LT All-Terrain Tires ■ Other Available Equipment

AVAILABLE CABS

SuperCab ■ SuperCrew

AVAILABLE ENGINE

■ 5.4L 3-valve V8

STANDARD EQUIPMENT

Includes all XLT features, plus:

- FX4 OFF-ROAD decals ■ Color-coordinated front and rear step bumpers ■ Black bar-style grille with body-color surround ■ Fog lamps ■ Sterling Grey wheel-lip moldings ■ SecuriCode™ keyless-entry keypad ■ 18" machined cast-aluminum wheels ■ Electronic Shift-On-the-Fly (ESOF) ■ Electronic-locking rear axle ■ Skid plates – 2 steel (front crossmember and transfer case), 1 composite (fuel tank) ■ Trailer Tow Package ■ SIRIUS Satellite Radio ■ Black leather-wrapped steering wheel ■ Black rubber off-road floor mats ■ Sport cloth 40/20/40 split front seats with driver and right-front-passenger manual lumbar ■ 6-way power driver seat ■ Rear-window defroster

For whatever you're into, FX4 is ready to get you out there.

OUT INTO MUD BOGS, ROCKY TERRAIN, AND FOREST TWO-TRACKS: FX4 is the off-road athlete of the F-150 lineup. It's got the power, equipment and aggressive off-road style to take you way, way out of town. Available in SuperCab or SuperCrew, it also features a level of interior refinement that feels like home, wherever you roam.

NEW ELECTRONIC-LOCKING REAR DIFFERENTIAL takes FX4 above and beyond where other trucks fear to go. Its heavy-duty dog-clutch gear set equips it to eat up the toughest terrain. Simply engage the system with the 4WD switch, and the gears lock together to minimize rear-wheel spin and ensure maximum power is delivered to the rear wheels.¹

¹See F-150 Owner's Guide for complete operating instructions before use.



FX4 LUXURY PACKAGE blends added refinement with FX4's off-road credentials. It includes Ford SYNC,® 6-disc in-dash CD changer, FX4 sport leather-trimmed front captain's chairs, heated front seats, 10-way power-adjustable front seats, memory driver seat, and more.





Drive one.

09 F-150

LARIAT



F-150 LARIAT SuperCrew 4x4 ■ Razor Red ■ LARIAT Chrome Package ■ Other Available Equipment

LARIAT delivers capability and luxury with no compromises.

UNDER THE SKIN, LARIAT IS BUILT FORD TOUGH® — equipped to tow and haul whatever your interests require. Inside, an impressive list of standard features makes it as comfortable for work as it is after hours. When you're ready for tough *and* luxury, climb into the truck that supplies plenty of both — the new '09 F-150 LARIAT.



F-150 LARIAT SUPERCREW 4x4, Camel interior, optional front captain's chairs with flow-through console, and other available equipment.

AVAILABLE CABS

SuperCab ■ SuperCrew

AVAILABLE ENGINE

■ 5.4L 3-valve V8

STANDARD EQUIPMENT

Includes all FX4 features, plus:

Chrome front/rear step bumpers and color-coordinated wheel-lip moldings (with monotone paint) ■ Pueblo Gold front/rear step bumpers and wheel-lip moldings (with two-tone paint)

■ Chrome 2-bar grille with Silver-painted mesh insert ■ Power, heated sideview mirrors with memory, integrated turn-signal indicators and auto-dimming driver-side feature ■ 18" bright-aluminum wheels ■ Body-color door handles

■ Lighted, covered visor vanity mirrors ■ Dual-zone Electronic Automatic Temperature Control ■ Ford SYNC® ■ Color-coordinated, carpeted floor mats ■ Message center ■ Heated front seats ■ Color-coordinated, leather-wrapped steering wheel with secondary audio controls ■ 10-way power front seats ■ Memory driver seat ■ Leather-trimmed seats ■ Auto-dimming rearview mirror ■ Power-adjustable pedals with memory

LARIAT CHROME PACKAGE OPTION

18" chrome-clad aluminum wheels ■ 5" chrome tubular running boards ■ Chrome exhaust tip ■ Chrome front tow hooks (4x4) ■ Power, heated, chrome-capped sideview mirrors with memory, integrated turn-signal indicators and auto-dimming driver-side feature

Optional: 20" chrome-clad aluminum wheels





Drive one.

09 F-150

KING RANCH®



F-150 KING RANCH® ■ Chaparral Leather Trim ■ Standard Front Captain's Chairs with Flow-Through Console ■ Other Available Equipment

AVAILABLE CAB
SuperCrew


AVAILABLE ENGINE
■ 5.4L 3-valve V8

STANDARD EQUIPMENT

Includes all LARIAT features, plus:

- 2-bar grille with chrome surround and color-coordinated mesh insert ■ Two-tone paint with Pueblo Gold lower accent color; Pueblo Gold front/rear bumpers and wheel-lip moldings
- Power-fold, heated, chrome-capped sideview mirrors with memory, integrated turn-signal indicators, security approach lamps and auto-dimming driver-side feature
- 18" 7-spoke aluminum wheels with KING RANCH® logo wheel ornaments
- Color-coordinated box side-rail and tailgate moldings, and platform running boards
- Chaparral leather-wrapped steering wheel
- AM/FM stereo/6-disc in-dash CD changer with MP3 capability and speed-compensated volume control
- Universal Garage Door Opener
- Woodgrain-style trim
- Chaparral leather-trimmed, 10-way power, heated and cooled front captain's chairs
- Front flow-through console with Chaparral leather-trimmed lid and floor shifter
- Chaparral leather-trimmed 60/40 split fold-up rear bench with folding armrest
- Unique KING RANCH® badges and floor mats
- Reverse Sensing System
- Rear View Camera

Hardworkin,' tough-haulin' luxury — that's KING RANCH.®

BORN DEEP IN THE HEART OF TEXAS, this F-150 bears the famed "Running  " brand. Crafted with exceptional materials, its Western spirit is proudly displayed inside and out. Can a truck so finely appointed be counted on to get the job done? You better believe it. F-150 KING RANCH® is Built Ford Tough® through and through.



F-150 KING RANCH® 4x4 in Oxford White with other available equipment.





Drive one.

09 F-150

PLATINUM



F-150 PLATINUM ■ Sienna Brown Leather Trim ■ Standard Front Captain's Chairs with Flow-Through Console ■ Other Available Equipment

The ultimate in Built Ford Tough® luxury: F-150 PLATINUM.

EXCEPTIONAL TRANSPORTATION AND CAPABILITY: these qualities set the new F-150 PLATINUM apart. From its intricate satin-finish grille and 20" polished machined-aluminum wheels, to its distinctive tailgate accent panel, a cool, calm and collected style complements the way this F-150 goes about its business: Get the job done – and while you're at it – really enjoy the ride.



F-150 PLATINUM SuperCrew 4x4 in Brilliant Silver with other available equipment.

AVAILABLE CAB
SuperCrew

AVAILABLE ENGINE
■ 5.4L 3-valve V8

STANDARD EQUIPMENT

Includes all LARIAT features, plus:

- Satin-finish grille surround with chrome mesh insert
- Body-color front/rear bumpers and wheel-lip moldings
- Chrome front tow hooks (4x4)
- PLATINUM badges
- Chrome door handles
- Power-deployable running boards
- Power-fold, heated, chrome-capped sideview mirrors with memory, integrated turn-signal indicators, security approach lamps and auto-dimming driver-side feature
- 20" polished forged-aluminum wheels
- Bright bodyside accent moldings
- High-gloss Black B-pillar appliqué
- Chrome exhaust tip
- Satin-finish tailgate appliqué
- Unique leather-wrapped steering wheel with power tilt column and memory
- Unique brushed-aluminum appliqué on center panel and console
- AM/FM stereo/6-disc in-dash CD changer with MP3 capability and speed-compensated volume control
- Sun visors with covered illuminated mirrors and Universal Garage Door Opener
- Unique leather-trimmed, 10-way power, heated and cooled front captain's chairs
- Front flow-through console with unique leather-trimmed lid and floor shifter
- Unique leather-trimmed 60/40 split one-touch fold-up rear bench with folding armrest
- Unique scuff plates and instrument cluster face
- Power-sliding rear window
- Rain-sensing windshield wipers
- Reverse Sensing System
- Rear View Camera





Drive one.

09 F-150

SPECIFICATIONS: STANDARD FEATURES

MECHANICAL

100,000-mile tune-up interval¹
 Electronic Brakeforce Distribution (EBD)
 Fail-safe engine cooling system
 Gas-pressurized twin-tube shock absorbers
 Hood-open assist mechanisms
 Lightweight aluminum hood
 Maintenance-free 58-amp.-hr., 540-CCA battery with battery saver
 Power 4-wheel vented-disc brakes with Anti-lock Brake System (ABS)
 Power rack-and-pinion steering
 Spare tire with underframe winch and lock
 Stabilizer bar – Front
 Stainless steel exhaust system (major components)
 Suspension – Front: long-spindle, double-wishbone coil-over-shock; rear: leaf springs
 Tire Pressure Monitoring System (excludes spare)
 Trailer tow – 4-pin connector

SAFETY/SECURITY

Personal Safety System[®] for driver and right-front passenger – Includes dual-stage front airbags,² safety belt pretensioners, safety belt energy-management retractors, safety belt usage sensors, driver-seat position sensor, crash severity sensor, restraint control module and Front-Passenger Sensing System³
 Safety Canopy[®] System with side-curtain airbags² for all rows and rollover sensor
 Front-seat side airbags²
 AdvanceTrac[®] with RSC[®] (Roll Stability Control™)
 Alert chimes – Headlamps-on, key-in-ignition and safety belt
 Belt-Minder[®] safety belt reminder – Driver and right-front-passenger
 Brake/shift interlock
 Fuel pump inertia shutoff switch
 LATCH – Lower anchors and tether anchors for child-safety seats
 Safety belts – 3-point for all front-outboard-seating positions, all rear seat positions and Regular Cab front-center position
 Safety belt – 2-point front-center (SuperCab and SuperCrew)
 SecurILock[®] passive anti-theft ignition system
 Side-intrusion door beams
 SOS Post-Crash Alert System™⁴
 Trailer Sway Control

INTERIOR

Air conditioning – Manual
 Assist/grab handle – Right-front-passenger
 Assist/grab handles – Rear outboard positions (SuperCrew)
 Coat hooks – 2
 Cupholders – Front: 2 on instrument panel (n/a with Mechanical Shift-On-the-Fly) and 1 in each front-door map pocket
 Display center
 Front dome or map lights
 Front-door map pockets
 Gauges – Tachometer, fuel, voltmeter, oil pressure, engine coolant temperature, speedometer and odometer
 Glove compartment
 Horn – Dual-note
 Power accessory delay
 Power points – Front (all models) and rear (in SuperCab and SuperCrew models)
 Tilt steering wheel

EXTERIOR

Cargo box lamp – Integrated into center high-mounted stop lamp
 Cargo box tie-downs – 4
 Easy Fuel™ capless fuel-filler system
 Headlamps – Aerodynamic clear-lens dual-beam halogen
 Stake-bed pockets (n/a with Flareside or 5.5' box)
 Tailgate – Removable with key lock and Tailgate Assist™
 Tow hooks – 2 in front (4x4 only)
 Windshield wipers – Intermittent

¹Under normal driving conditions with routine fluid and filter changes. ²Always wear your safety belt and, in SuperCab and SuperCrew models, always secure children in the rear seat. ³Right-front-passenger seat only. ⁴SOS hardware may become damaged or the battery may lose power in a crash, which could prevent operation. Not all crashes will activate an airbag or safety belt pretensioner.

FEATURES & OPTIONS

	XL	STX	XLT	FX4	LARIAT
	●	●	●	—	—
	●	●	●	—	—
	●	—	○	●	●
	●	●	●	—	●
	○	○	○	—	○
	—	—	—	●	—
	●	●	●	●	●
	●	●	●	●	●
	●	—	—	—	—
	—	●	—	—	—
	○	—	●	—	—
	—	—	—	○	—
	●	—	●	—	—
	—	—	—	—	●
	●	—	●	—	●
	—	●	—	—	—
	—	—	—	—	●
	—	—	●	—	●
	—	—	—	○	○
	—	—	—	—	●
	—	—	—	—	○
	●	—	●	—	—
	●	—	●	—	—

● Standard ● Select Availability ○ Optional — Not Available

⁵See dealer for availability and restrictions.

Continued on the next page.

fordvehicles.com



Drive one.

09 F-150

FEATURES & OPTIONS

	XL	STX	XLT	FX4	LARIAT
WHEELS & TIRES (continued)					
● ● ● — —	P255/65R17 all-season OWL tires (4) – 4x2 (optional on XL and XLT Regular Cab and SuperCab; standard on SuperCrew)				
● ● ● — —	P255/70R17 all-terrain OWL tires (4) – 4x4 (optional on XL and XLT Regular Cab and SuperCab; standard on SuperCrew)				
● — ● — —	LT245/75R17E all-terrain BSW tires (5) – 4x2/4x4 (req. Heavy-Duty Payload and Max. Trailer Tow Packages; Regular Cab and SuperCab)				
○ — ○ — —	LT245/70R17D all-terrain BSW tires (5) (optional on XL and XLT without Heavy-Duty Payload Package; n/a on Regular Cab 126" WB or XLT 4x2 133" WB)				
— — — ○ —	LT275/70R17C all-terrain OWL tires (4) – 4x4				
● ● ● — ●	P265/60R18 all-season OWL tires (5) – 4x2 (incl. with SFE, STX Décor and XLT Chrome Packages)				
— ● ● ● ●	P275/65R18 all-terrain OWL tires (4) – 4x4 (incl. with STX Décor and XLT Chrome Packages)				
— — ○ ○ ○	LT275/65R18C all-terrain OWL tires (4) – 4x4 (XLT req. XLT Chrome Package)				
— — ○ — ○	P275/55R20 all-season OWL tires (4) – 4x2 (SuperCab and SuperCrew; XLT req. XLT Chrome Package and 5.4L V8)				
— — ○ ○ ○	P275/55R20 all-terrain OWL tires (4) – 4x4 (SuperCab and SuperCrew; XLT req. XLT Chrome Package and 5.4L V8)				
4x4-ONLY FEATURES					
● ● ● — —	Mechanical Shift-On-the-Fly (MSOF) transfer case (Regular Cab and SuperCab)				
● ● ● ● ●	Electronic Shift-On-the-Fly (ESOF) transfer case (standard on SuperCrew; req. with Flareside, 4.6L 3-valve and 5.4L 3-valve)				
○ — ○ ● ○	Skid plates – Steel plates for front crossmember and transfer case; composite plate for fuel tank				
EXTERIOR					
○ — ○ — —	8' box – Styleside (Regular Cab) 145" WB				
● — ● — —	8' box – Styleside (SuperCab with Heavy-Duty Payload Package) 163" WB				
○ ○ ○ — —	6.5' box – Styleside (Regular Cab) 126" WB				
○ ○ ○ ○ ○	6.5' box – Styleside (SuperCab) 145" WB				
○ — ○ ○ ○	6.5' box – Styleside (SuperCrew) 157" WB				
— ○ ○ — —	6.5' box – Flareside (Regular Cab) 126" WB				

	XL	STX	XLT	FX4	LARIAT
EXTERIOR (continued)					
— ○ ○ ○ —	6.5' box – Flareside (SuperCab) 145" WB				
— — ○ ○ —	6.5' box – Flareside (SuperCrew) 157" WB				
— ○ ○ ○ ○	5.5' box – Styleside (SuperCab) 133" WB				
○ — ○ ○ ○	5.5' box – Styleside (SuperCrew) 145" WB				
● ● ● ● ●	Box Side Steps (6.5' or 8' Styleside box only)				
○ ○ ○ ○ ○	Cargo Management System – Includes 2 dual-channel side rails and 4 tie-down cleats (6.5' Styleside)				
○ ● ● ● ●	Fog lamps (XL req. XL Décor Group)				
○ — ○ ○ ○	Integrated Trailer Brake Controller (req. Trailer Tow or Max. Trailer Tow Package; XL req. fog lamps and XL Décor Group; XLT req. fog lamps)				
— — ○ ○ ●	Rear View Camera – Includes camera mounted in tailgate (n/a with Flareside; req. Reverse Sensing System)				
● — ● ● ●	Remote keyless entry with 2 fobs; illuminated entry with panic button (XL SuperCrew only)				
— — ○ ● ●	Reverse Sensing System (req. Trailer Tow or Max. Trailer Tow Package)				
— — ● — —	Running boards – Black platform (XLT SuperCab and SuperCrew only)				
— ● ● ○ ○	Running boards – 4" polished stainless steel tubular (STX SuperCab only; XLT SuperCab/SuperCrew)				
— ● ● ○ ○	Running boards – 5" chrome tubular (XLT SuperCab only; XLT SuperCab/SuperCrew)				
— — ○ ● ●	SecuriCode™ keyless-entry keypad – Driver door-mounted				
● ● — — —	Sideview mirrors – Manual (XL Regular Cab and SuperCab only)				
● — ● ● —	Sideview mirrors – Power (XL SuperCrew only)				
— — ● ● —	Sideview mirrors – Power, heated with integrated turn-signal indicators and auto-dimming driver-side feature				
— — — ● ●	Sideview mirrors – Power, heated with memory, integrated turn-signal indicators, body-color caps and auto-dimming driver-side feature (incl. with FX4 Luxury Package)				
— — — — ●	Sideview mirrors – Power, heated with memory, integrated turn-signal indicators, chrome caps and auto-dimming driver-side feature (incl. with LARIAT Chrome Package)				
— — — — ●	Sideview mirrors – Power-fold, heated with memory, integrated turn-signal indicators, security approach lamps, chrome caps and auto-dimming driver-side feature (req. KING RANCH® or PLATINUM Package)				
● — — — —	Sideview mirrors – Manual glass/telescoping trailer tow (req. Max. Trailer Tow Package; XL Regular Cab and SuperCab only)				

	XL	STX	XLT	FX4	LARIAT
EXTERIOR (continued)					
— — ○ ○ —	Sideview mirrors – Power, heated glass/manual telescoping trailer tow with integrated turn-signal indicators and security approach lamps (req. Max. Trailer Tow Package)				
— — — ○ ○	Sideview mirrors – Power, heated glass/manual telescoping trailer tow with integrated turn-signal indicators, body-color caps, memory and security approach lamps (FX4 req. FX4 Luxury Package; req. Max. Trailer Tow Package)				
— — — — ○	Sideview mirrors – Power, heated glass/manual telescoping trailer tow with integrated turn-signal indicators, chrome caps, memory and security approach lamps (req. KING RANCH®, PLATINUM or LARIAT Chrome Package; req. Max. Trailer Tow Package)				
○ ○ ○ ○ ○	Stowable bed extender (n/a with Flareside)				
○ ○ ○ ○ ○	Tailgate Step (n/a with Flareside)				
— — ○ ○ ●	Two-tone paint – Standard on FX4 Flareside (incl. with KING RANCH® Package; n/a with PLATINUM Package)				
SEATING					
● — — — —	Front vinyl 40/20/40 split (optional with XL Décor Group)				
○ ● — — —	Front cloth 40/20/40 split with driver manual lumbar (incl. with XL Décor Group)				
— — ● — —	Front premium cloth 40/20/40 split with driver manual lumbar				
— — — ● —	Front sport cloth 40/20/40 split with dual manual lumbar and 6-way power driver seat				
— — — — ●	Front leather-trimmed 40/20/40 split with driver-side memory, and 10-way power heated driver and right-front-passenger seats (10-way seat includes lumbar)				
— ○ — — —	Front cloth captain's chairs with center console and driver manual lumbar (SuperCab; 4x4 req. ESOF)				
— — ○ — —	Front premium cloth captain's chairs with driver manual lumbar and center console (SuperCab and SuperCrew; SuperCab 4x4 req. ESOF)				
— — — ○ —	Front sport cloth captain's chairs with dual manual lumbar and flow-through console including rear air vents and floor shifter				
— — — ○ —	Front sport leather-trimmed captain's chairs with dual manual lumbar and flow-through console including rear air vents and floor shifter (incl. with FX4 Luxury Package)				

● Standard ● Select Availability ○ Optional — Not Available

Continued on the next page.

fordvehicles.com



Drive one.

09 F-150

FEATURES & OPTIONS

	XL	STX	XLT	FX4	LARIAT
SEATING (continued)					
— — — — ○					Front leather-trimmed captain's chairs, 10-way power, heated and cooled with driver-side memory and flow-through console including rear air vents (incl. with KING RANCH® and PLATINUM Packages)
— — ● ● —					6-way power driver seat (SuperCab and SuperCrew; XLT req. Convenience Package)
● — — — —					Rear vinyl 60/40 split flip-up seat (SuperCab and SuperCrew)
— — ● ● ●					Rear premium vinyl 60/40 split flip-up seat (SuperCab and FX4 SuperCrew)
● ● ● ● —					Rear cloth 60/40 split flip-up seat (SuperCab; one-touch flip-up on SuperCrew)
— — — ● ●					Rear leather-trimmed 60/40 split one-touch flip-up seat with folding armrest (SuperCrew; incl. with FX4 Luxury Package)
INTERIOR					
● ● ● ● —					Air conditioning – Manual
— — — — ●					Air conditioning – Dual-zone Electronic Automatic Temperature Control (DEATC)
● — — — —					AM/FM stereo with clock
● ● ● ● ●					AM/FM stereo/single-CD player with MP3 capability, auxiliary audio input jack, speed-compensated volume control, information display with compass, and clock (incl. with XL Plus Package)
— — ○ ● ●					AM/FM stereo/6-disc in-dash CD changer with MP3 capability, auxiliary audio input jack, speed-compensated volume control and information display with compass (req. SIRIUS Satellite Radio)
— — — ○ ○					Sony® AM/FM stereo/6-disc in-dash CD changer with MP3 capability, auxiliary audio input jack, speed-compensated volume control and information display with compass
— — — ● ○					Navigation Radio with 8" in-dash screen and Sony single-CD/DVD player with MP3, DVD-audio and DVD-video capabilities; internal hard drive for map and points of interest storage and nearly 10-GB jukebox; SIRIUS Satellite Radio with Travel Link™ capability; includes subwoofer, speed-compensated volume control, steering wheel-mounted audio and Navigation System controls and auto-dimming rearview mirror with microphone (FX4 req. FX4 Luxury Package)
— ○ ○ ● ●					SIRIUS Satellite Radio – Includes integrated satellite receiver, roof-mounted antenna and 6-month subscription (Regular Cab and SuperCab 4x4 req. ESOF)

	XL	STX	XLT	FX4	LARIAT
INTERIOR (continued)					
— ● ○ ● ●					Ford SYNC® – Includes 911 Assist™ and Vehicle Health Reports, steering wheel-mounted audio/SYNC controls and auto-dimming rearview mirror with microphone (req. cruise control and audio system with CD player)
● ● ○ — —					Black vinyl floor covering (Regular Cab and SuperCab)
● ○ ● — ●					Carpet – Color-coordinated with carpeted front and rear floor mats
— — — ● —					Carpet – Color-coordinated with Black rubber off-road front and rear floor mats
● ● ● ● ●					Cruise control – Steering wheel-mounted
● ● ● — —					Cupholders – Floor console (MSOF 4x4 only)
● ● ● ● ●					Cupholders – Deployable under center seat (4x2 and ESOF 4x4 only)
● ● ● ● ●					Cupholders – Rear doors (SuperCab and SuperCrew)
● — ● ● ●					Fade-to-off interior lighting (XL SuperCrew only)
○ ○ ○ — ○					Floor mat – Full coverage rubber (XL and STX req. carpet)
● ● ● ● ●					Interior rear dome light (Regular Cab and SuperCab)
● — ● ● ●					Interior dome light with front map lights (SuperCrew)
— — ● ● ●					Interior front map lights (XLT SuperCab and SuperCrew only)
— — — — ●					Message center/trip computer – Includes display center features plus distance-to-empty, average fuel economy, multiple language display choices and temperature readout options
— — ● ● ●					Outside temperature and compass display
● — ● ● ●					Overhead console with 2 storage bins and map lights
— — ● ● —					Power-adjustable pedals
— — — — ●					Power-adjustable pedals with memory
● — — ● ●					Power door locks with autolock (XL SuperCrew only)
● ○ ● ● ●					Power Equipment Group – Includes power door locks, windows and sideview mirrors; illuminated entry and autolamp (standard XL SuperCrew)
— — — ○ ○					Power moonroof – Includes one-touch-open/-close and overhead console with single storage bin
● ● ● ● ●					Power point – Rear (SuperCab and SuperCrew)
● ● — — —					Rear window – Fixed with solar-tinted glass
— — ● — —					Rear window – Fixed with privacy glass
— ○ ○ ● ●					Rear window – Fixed with privacy glass and defroster
— ○ ● — —					Rear window – Manual sliding with privacy glass (n/a with defroster)

	XL	STX	XLT	FX4	LARIAT
INTERIOR (continued)					
— — ● ○ ○					Rear window – Power sliding with privacy glass (n/a with defroster; req. power driver seat on XLT SuperCab and SuperCrew)
● ● — — —					Steering wheel – Urethane
— — ● — —					Steering wheel – Urethane, color-coordinated
— — — ● —					Steering wheel – Leather-wrapped, Black
— — — — ●					Steering wheel – Leather-wrapped, color-coordinated
— ● ● ● —					Steering wheel-mounted audio controls
● ● — — —					Windows – 1st-row manual (Regular Cab and SuperCab)
● — ● ● ●					Windows – 1st-row power with one-touch-down driver-window feature (XL SuperCrew)
● ● — — —					Windows – 2nd-row fixed (SuperCab)
● — ● ● ●					Windows – 2nd-row power (SuperCab and SuperCrew; XL SuperCrew only)
PACKAGES					
● — ● — —					SFE Package – Achieves EPA-estimated 15 mpg city/21 hwy. ¹ and includes 4.6L 3-valve V8, 6-speed automatic transmission, 3.15 axle, 18" chrome-clad aluminum wheels and P265/60R18 all-season OWL tires (req. 145" WB SuperCrew 4x2 with 5.5' Styleside box)
○ ○ ○ ○ ○					Cargo Management Accessory Package – Pickup box divider, pickup box front header bar (incl. 2 tie-down cleats) and 2 pickup box load bars (req. Cargo Management System)
● — ● ● ○					Max. Trailer Tow Package (req. for towing over 5000 lbs.) – Includes Class IV trailer hitch receiver; 7-pin wiring harness; upgraded radiator; auxiliary transmission oil cooler; upgraded rear bumper; upgraded rear springs; heavy-duty front eye bushing; and 20:1 steering gear ratio (optional heavy-duty 72-amp.-hr. battery; XL Regular Cab/SuperCab; restrictions apply – see dealer for details)
● — ● — —					Heavy-Duty Payload Package – Increases GVWR to 8200 lbs. for improved payload and towing; LT245/75R17E all-terrain BSW tires; 17" 7-lug steel wheels; heavy-duty shock absorbers, frame and 72-amp.-hr. battery; upgraded springs and radiator; auxiliary transmission oil cooler; rear axle with 9.75" gear set and 3.73 gear ratio (Regular Cab and SuperCab with 5.4L V8 only; req. Max. Trailer Tow Package)

● Standard ● Select Availability ○ Optional — Not Available

¹EPA-estimated 15 mpg city/21 hwy. on SFE Package with 4.6L 3-valve V8, 145" WB SuperCrew 4x2; 14 mpg city/19 hwy. on 4.6L 2-valve V8 4x2; 15 mpg city/20 hwy. on 4.6L 3-valve V8 4x2; 14 mpg city/20 hwy. on 5.4L 3-valve V8 4x2.

Continued on the next page.

fordvehicles.com



Drive one.

09 F-150

FEATURES & OPTIONS

	XL	STX	XLT	FX4	LARIAT
●					
			●	●	

	XL	STX	XLT	FX4	LARIAT

● Standard ● Select Availability ○ Optional — Not Available
 *Available in Spring 2009.



Drive one.

09 F-150

WHEELS



- A. 17" Grey Styled-Steel (XL)
- B. 17" Machined-Aluminum (STX)
- C. 17" Machined-Aluminum with Painted Accents (XLT)
- D. 18" Machined Cast-Aluminum (FX4; STX Décor Package)

- E. 18" Bright-Aluminum (LARIAT)
- F. 17" 7-Lug Grey Styled-Steel (Heavy-Duty Payload Package)
- G. 17" Machined-Aluminum with Dark Painted Accents (FX4 – Option)

- H. 18" Chrome-Clad Aluminum (SFE Package and XLT and LARIAT Chrome Packages)
- I. 20" 6-Spoke Machined-Aluminum (FX4 and LARIAT – Option)
- J. 18" 7-Spoke Aluminum with KING RANCH® Painted Accents (KING RANCH®)

- K. 20" Chrome-Clad Aluminum (XLT and LARIAT Chrome Packages – Option)
- L. 20" Premium Painted-Aluminum (KING RANCH® – Option)
- M. 20" Polished Forged-Aluminum (PLATINUM)



Drive one.

09 F-150

CUSTOMIZE YOUR F-150

- A. Dual INVISION® DVD Headrests¹
- B. Remote start systems
- C. Interior cargo organizer
- D. 22" chrome wheels²
- E. 22" chrome wheels²
- F. Sport LinerTM
- G. Chrome exhaust tip
- H. Retractable bed hooks
- I. Garmin® nüvi® Portable Navigation System¹
- J. Bedliner
- K. 6" step bars
- L. Thule® racks¹
- M. Trailer tow mirrors
- N. Soft folding tonneau cover¹

Also available:

- Katzkin® Leather seat covers¹
- Fender flares¹
- HD Radio®¹
- Blaupunkt® subwoofer¹
- Ashcup/coin holder/Smoker's Pack
- Power sliding rear window
- Manual sliding rear window
- Bed extender
- Bed mat
- Retractable side step
- Soft roll-up tonneau cover¹
- Hard folding tonneau cover¹
- Hard tonneau cover (color-matched)¹
- Tailgate liner
- Cargo Management System and composite storage bins
- Spray-in bedliner^{1,3}
- Bug deflector
- Moonroof deflector
- Side window deflectors
- Locking fuel plug
- Running boards
- Elliptical step bars
- Splash guards
- Keyless entry keypad
- Trailer hitch balls/draw bars
- Wheel locks
- Electrochromic mirrors
- Premium carpeted floor mats
- All-weather vinyl floor mats
- Hitch wire harness

¹Ford Licensed Accessories. ²Suspension kits are required on certain vehicle applications and spare tire. See dealer for details. ³See dealer for availability.

Garmin is a registered trademark of Garmin Ltd.

Visit fordaccessories.com to use the Accessorizer, learn complete accessory details and view purchase instructions.



Genuine Ford Accessories will be warranted for whichever provides you the greatest benefit: 12 months or 12,000 miles (whichever occurs first), or the remainder of your Bumper-to-Bumper 3-year/36,000-mile New Vehicle Limited Warranty. Contact your local Ford Dealer for details and a copy of the limited warranty. Ford Licensed Accessories (FLA) are warranted by the accessory manufacturer's warranty. Contact your Ford Dealer for details regarding the manufacturer's limited warranty and/or a copy of the FLA product limited warranty offered by the accessory manufacturer.





Drive one.

09 F-150

PAYLOAD PACKAGES

REGULAR CAB 4x2 STYLESIDE

WHEELBASE	ENGINE	MAX. PAYLOAD (LBS.)	GVWR (LBS.)
126"	4.6L 2-valve	1690	6450
145"	4.6L 2-valve	1890	6750
	4.6L 3-valve	1930	6850
	5.4L 3-valve	2050	7050
	5.4L 3-valve	3030	8200 ¹

SUPERCAB 4x2 STYLESIDE

133"	4.6L 2-valve	1500	6500
	4.6L 3-valve	1490	6550
	5.4L 3-valve	1520	6700
145"	4.6L 2-valve	1610	6700
	4.6L 3-valve	1650	6800
	5.4L 3-valve	1770	7000
163"	5.4L 3-valve	2650	8200 ¹

SUPERCREW 4x2 STYLESIDE

145"	4.6L 2-valve	1620	6800
	4.6L 3-valve	1620	6900 ²
	4.6L 3-valve	1690	6900
	5.4L 3-valve	1760	7100
157"	4.6L 2-valve	1490	6800
	4.6L 3-valve	1560	6900
	5.4L 3-valve	1690	7100

REGULAR CAB 4x4 STYLESIDE

126"	4.6L 2-valve	1660	6650
	4.6L 3-valve	1710	6750
	5.4L 3-valve	1680	6800
145"	4.6L 2-valve	1840	6950
	4.6L 3-valve	1890	7050
	5.4L 3-valve	1950	7200
	5.4L 3-valve	2730	8200 ¹

SUPERCAB 4x4 STYLESIDE

133"	4.6L 2-valve	1430	6700
	4.6L 3-valve	1480	6800
	5.4L 3-valve	1480	6950
145"	4.6L 2-valve	1440	6850
	4.6L 3-valve	1490	6950
	5.4L 3-valve	1680	7200
163"	5.4L 3-valve	2340	8200 ¹

ENGINES

ENGINE	TRANSMISSION	HORSEPOWER (hp @ rpm)	TORQUE (lb.-ft. @ rpm)	2009 EPA-ESTIMATED FUEL ECONOMY ³			
				4x2		4x4	
				CITY	HWY.	CITY	HWY.
4.6L 2-valve V8	4-speed auto. O/D	248 @ 4750	294 @ 4000	14 mpg	19 mpg	14 mpg	18 mpg
4.6L 3-valve V8	6-speed auto. O/D	292 @ 5700	320 @ 4000	15 mpg	20 mpg	14 mpg	19 mpg
4.6L 3-valve V8 (SFE) ²	6-speed auto. O/D	292 @ 5700	320 @ 4000	15 mpg	21 mpg	—	—
5.4L 3-valve V8 (gas)	6-speed auto. O/D	310 @ 5000	365 @ 3500	14 mpg	20 mpg	14 mpg	18 mpg
5.4L 3-valve V8 (E85)	6-speed auto. O/D	320 @ 5200	390 @ 3500	10 mpg	14 mpg	10 mpg	13 mpg

SUPERCREW 4x4 STYLESIDE

145"	4.6L 3-valve	1390	6950
	5.4L 3-valve	1560	7200
157"	4.6L 3-valve	1390	7000
	5.4L 3-valve	1500	7200

REGULAR CAB 4x2 FLARESIDE

126"	4.6L 2-valve	1670	6450
------	--------------	------	------

SUPERCAB 4x2 FLARESIDE

145"	4.6L 2-valve	1590	6700
	4.6L 3-valve	1630	6800
	5.4L 3-valve	1800	7050

SUPERCREW 4x2 FLARESIDE

157"	4.6L 2-valve	1470	6800
	4.6L 3-valve	1540	6900
	5.4L 3-valve	1670	7100

REGULAR CAB 4x4 FLARESIDE

126"	4.6L 2-valve	1640	6650
	4.6L 3-valve	1690	6750
	5.4L 3-valve	1660	6800

SUPERCAB 4x4 FLARESIDE

145"	4.6L 2-valve	1420	6850
	4.6L 3-valve	1470	6950
	5.4L 3-valve	1660	7200

SUPERCREW 4x4 FLARESIDE

157"	4.6L 3-valve	1370	7000
	5.4L 3-valve	1480	7200

Note: All figures are subject to change.

Microsoft is a registered trademark of Microsoft Corporation.

The Bluetooth word mark is a registered trademark owned by the Bluetooth SIG, Inc.

Sony is a registered trademark of Sony Corporation.

MAGNETI MARELLI is a registered trademark of Magneti Marelli Holding S.p.A.

DeWALT is a registered trademark of DeWALT Industrial Tool Company used under license.

Garmin is a registered trademark of Garmin Ltd.

Master Lock is a registered trademark of Master Lock Company LLC.

Microlease Group Limited is a company registered in England and Wales with company number 1670983.

Sprint is a registered trademark of Sprint Nextel. Sprint Mobile Broadband Network reaches over 248 million people (including data roaming). Coverage not available everywhere. See sprint.com/coverage for details.

Comparisons based on 2009 competitive models (class is Full-Size Pickups under 8500 lbs. GVWR), publicly available information and Ford certification data at time of release. Some features discussed may be optional. Vehicles shown may contain optional equipment. Features shown may be offered only in combination with other options or subject to additional ordering requirements or limitations. Dimensions and capability ratings shown may vary due to optional features and/or production variability. Following publication of this PDF, certain changes in standard equipment, options and the like, or product delays may have occurred which would not be included in these pages. Your Ford Dealer is the best source for up-to-date information. Ford Division reserves the right to change product specifications at any time without incurring obligations.

New Vehicle Limited Warranty. We want your Ford F-150 ownership experience to be the best it can be. So under this warranty, your new vehicle comes with 3-year/36,000-mile Bumper-to-Bumper Coverage, 5-year/60,000-mile Powertrain Warranty Coverage, 5-year/50,000-mile Safety Restraint Coverage, and 5-year/unlimited-mile Corrosion (Perforation) Coverage – all with no deductible. Please ask your Ford Dealer for a copy of this limited warranty.

Roadside Assistance. Covers your vehicle for 5 years or 60,000 miles, so you have the security of knowing that help may be only a phone call away should you run out of fuel, lock yourself out of the vehicle, or need towing. Your Ford Dealer can provide complete details on all of these advantages.

Ford Credit. Get the ride you want. Whether you plan to lease or finance, you'll find the choices that are right for you at Ford Credit. Ask your Ford Dealer for details or check us out at fordcredit.com.

Extended Service Plan. For a purchase or lease, the Ford Extended Service Plan (ESP) gives you "Peace-of-Mind" protection designed to cover key vehicle components and protect you from the cost of unexpected repairs. Ask your dealer for a Ford ESP, the only service contract backed exclusively by Ford and honored at all Ford Lincoln Mercury dealerships.

Insurance Services. Get Ford Motor Company quality in your auto insurance. Our program offers industry-leading benefits and competitive rates. Call 1-877-367-3847, or visit us at fordvip.com for a no-obligation quote. Insurance offered by American Road Services Company (in CA, American Road Insurance Agency), a licensed agency and subsidiary of Ford Motor Company.

¹Requires Heavy-Duty Payload Package. ²Requires SFE Package and related equipment. ³Actual mileage may vary with driving habits.





Drive one.

09 F-150

CONVENTIONAL TOWING – MAXIMUM LOADED TRAILER WEIGHT RATINGS (LBS.)

ENGINE	AXLE RATIO	MAX. GCWR (LBS.)	REGULAR CAB 4x2		REGULAR CAB 4x4		SUPERCAB 4x2			SUPERCAB 4x4			SUPERCREW 4x2		SUPERCREW 4x4	
			126" WB	145" WB	126" WB	145" WB	133" WB	145" WB	163" WB	133" WB	145" WB	163" WB	145" WB	157" WB	145" WB	157" WB
4.6L 2-valve V8 with 4-Speed Automatic	3.55	10,400	5400	—	—	—	5200	—	—	—	—	—	—	—	—	—
		10,600	—	5500	—	—	—	5300	—	—	—	—	5200	5100	—	—
	3.73	10,900	5900	—	5700	—	5700	—	—	5400	—	—	—	—	—	—
4.6L 3-valve V8 with 6-Speed Automatic	3.15	13,600	—	—	—	—	—	—	—	—	—	—	—	—	—	—
		3.31	13,000	—	—	—	—	7800	—	—	—	—	—	—	—	—
	3.55	13,100	—	8000	—	—	—	—	—	—	—	—	—	—	—	—
		13,500	—	—	—	—	—	8200	—	—	—	—	8100	8000	—	—
		12,900	—	—	7700	—	—	—	—	—	—	—	—	—	—	—
		13,000	—	—	—	—	—	—	—	7500	—	—	—	—	—	—
		13,100	—	—	—	7800	—	—	—	—	—	—	—	—	—	—
		13,500	—	—	—	—	8200	—	—	—	7900	—	—	—	7800	7700
		13,600	—	8400	—	—	—	—	—	—	—	—	—	—	—	—
	14,900	—	—	—	—	—	9500	—	—	—	—	9500	—	—	—	
	3.73	13,300	—	—	8000	—	—	—	—	—	—	—	—	—	—	—
		13,500	—	—	—	—	—	—	—	8000	—	—	—	—	—	—
		13,600	—	—	—	8200	—	—	—	—	—	—	—	—	—	—
		15,100	—	—	—	—	—	—	—	—	9400	—	—	—	9300	9300
	5.4L 3-valve V8 with 6-Speed Automatic	3.15	13,200	—	8000	—	—	7800	—	—	—	—	—	—	—	—
14,000			—	—	—	—	—	8600	—	—	—	—	8500	8400	—	—
3.31		13,000	—	—	7700	—	—	—	—	—	—	—	—	—	—	—
		13,200	—	—	—	7800	—	—	—	7600	—	—	—	—	—	—
		14,000	—	—	—	—	—	—	—	—	8300	—	—	—	8200	8100
3.55		13,900	—	—	8600	—	—	—	—	—	—	—	—	—	—	—
		14,000	—	—	—	—	8600	—	—	8400	—	—	—	—	—	—
		14,100	—	8900	—	8700	—	—	—	—	—	—	—	—	—	—
		15,200	—	—	—	—	—	9800	—	—	—	—	—	—	—	—
		15,300	—	—	—	—	—	—	—	—	—	9800	9700	—	—	
		15,400	—	—	—	—	—	—	—	—	9700	—	—	—	—	
		15,500	—	—	—	—	—	—	—	—	—	—	—	9700	9600	
3.73		13,900	—	—	8600	—	—	—	—	—	—	—	—	—	—	—
		14,000	—	—	—	—	—	—	—	8400	—	—	—	—	—	—
		14,100	—	—	—	8700	—	—	—	—	—	—	—	—	—	—
	15,400	—	—	—	—	—	—	—	—	9700	—	—	—	9700	9600	
	16,700	11,300 ¹	—	—	—	—	—	—	—	—	—	—	—	—	—	
	16,900	—	—	—	—	—	11,300	—	—	—	—	11,300	—	—	—	
	17,000	—	—	—	11,300 ¹	—	—	11,300 ¹	—	—	—	—	11,300	—	—	
17,100	—	—	—	—	—	—	—	—	11,300 ¹	11,000 ¹	—	—	11,200	11,100		

Note: Maximum loaded trailer weights shown. The combined weight of the towing vehicle (including hitch, passengers and cargo) and the loaded trailer must not exceed the Gross Combination Weight Rating (GCWR).
Note: See RV & Trailer Towing Guide for requirements, restrictions and 5th-wheel towing.

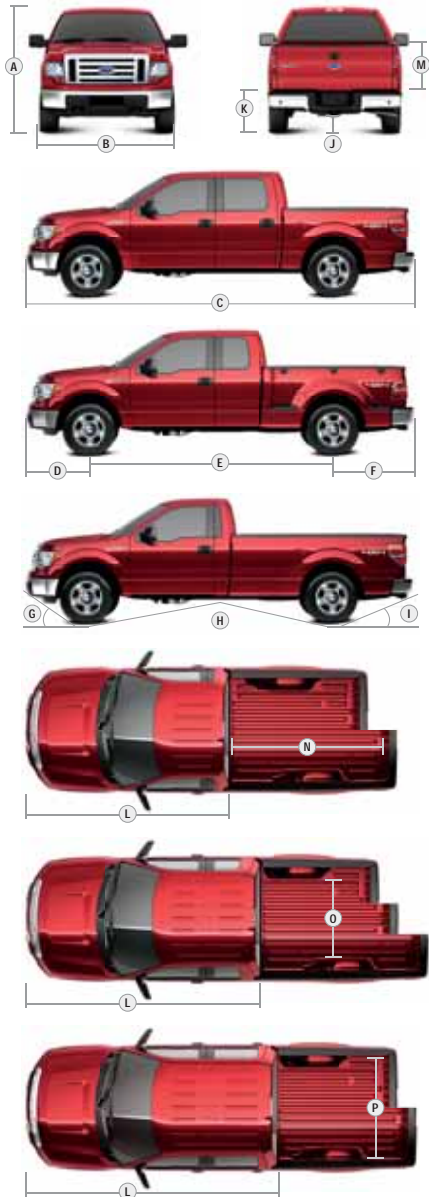
¹Requires Heavy-Duty Payload Package. ²Requires SFE Package and related equipment.



Drive one.

09 F-150

DIMENSIONS



EXTERIOR	REGULAR CAB 4x2/4x4 STYLESIDE	SUPERCAB 4x2/4x4 STYLESIDE	SUPERCREW 4x2/4x4 STYLESIDE
A. Overall height	5.5' box	—	74.4"/76.3"
	6.5' box	74.6"/76.0"	71.5"/75.9"
	8' box	76.2"/75.8"	75.9"/76.7"
B. Overall width	excluding mirrors	78.9"	78.9"
	including mirrors	97.0"	97.0"
	mirrors folded	83.6"	83.6"
C. Overall length	5.5' box	—	219.9"
	6.5' box	213.1"	231.7"
	8' box	231.7"	250.3"
D. Overhang – Front	38.5"	38.5"	38.5"
E. Wheelbase	5.5' box	—	132.5"
	6.5' box	126.0"	144.5"
	8' box	144.5"	163.0"
F. Overhang – Rear	48.8"	48.8"	48.8"
G. Angle of approach	5.5' box	—	22.2°/25.0°
	6.5' box	22.2°/24.3°	21.1°/23.7°
	8' box	24.2°/23.4°	25.5°/25.2°
H. Ramp breakover angle	5.5' box	—	15.7°/19.8°
	6.5' box	17.7°/19.9°	15.7°/18.0°
	8' box	19.3°/18.3°	17.3°/18.7°
I. Angle of departure	5.5' box	—	18.3°/20.4°
	6.5' box	18.8°/21.0°	18.8°/20.7°
	8' box	21.9°/21.6°	21.1°/22.1°
J. Ground clearance	5.5' box	—	8.4"/9.8"
	6.5' box	8.6"/8.8"	8.2"/8.7"
	8' box	9.9"/8.8"	9.4"/10.0"
K. Load floor height	5.5' box	—	32.6"/34.4"
	6.5' box	33.0"/34.8"	33.2"/34.6"
	8' box	35.7"/35.4"	34.9"/35.7"
L. Cab length	126.4"	145.0"	156.7"

INTERIOR	REGULAR CAB 4x2/4x4 STYLESIDE	SUPERCAB 4x2/4x4 STYLESIDE	SUPERCREW 4x2/4x4 STYLESIDE
1st Row	Head room	41.0"	41.0"
	Shoulder room	66.6"	66.6"
	Hip room	60.5"	60.5"
	Leg room	41.4"	41.4"
2nd Row	Head room	—	39.7"
	Shoulder room	—	66.8"
	Hip room	—	66.6"
	Leg room	—	33.4"

SWB = Short Wheelbase

CARGO AREA	5.5' STYLESIDE BOX	6.5' STYLESIDE BOX	6.5' FLARESIDE BOX	8' STYLESIDE BOX
Volume (cu. ft.)	55.5	65.5	59.5	81.2
M. Inside height	22.4"	22.4"	22.2"	22.4"
N. Length at floor	67.0"	78.8"	78.8"	97.4"
O. Width at wheelhouse	50.0"	50.0"	50.0"	50.0"
P. Maximum width at floor	65.2"	65.2"	59.6"	65.2"



Drive one.

09 F-150


INTERIOR & EXTERIOR SELECTIONS

	XL	STX	XLT	FX4	LARIAT	PLATINUM PACKAGE
Oxford White	■	■	■ □	■ ■	■ ■	■ ■
Pueblo Gold Metallic	■		■ □			
Bright Red	■	■	■ □	■ ■	■ ■	
Royal Red Metallic	■		■ □		■ ■	■ ■
Blue Flame Metallic	■	■	■ □	■ ■		
Dark Blue Pearl Metallic	■		■ □	■ ■		■ ■
Brilliant Silver Metallic	■	■	■	■ ■		■ ■
Sterling Grey Metallic	■	■	■ □	■ ■		■ ■
Stone Green Metallic	■		■ □		■ ■	
Black	■	■	■ □	■ ■	■ ■	■ ■
Amber Gold Metallic		■	■	■ ■	■ ■	
White Sand Tri-Coat Metallic ¹					■ ■	■ ■
Razor Red Metallic with Tinted Clearcoat ¹			■ □		■ ■	

	XLT	FX4	LARIAT	KING RANCH®
Oxford White/Pueblo Gold Metallic	■		■ ■	■
Oxford White/Brilliant Silver Metallic	■			
Oxford White/Sterling Grey Metallic		■ ■		
Bright Red/Pueblo Gold Metallic	■		■ ■	
Bright Red/Brilliant Silver Metallic	■			
Bright Red/Sterling Grey Metallic		■ ■		
Royal Red Metallic/Pueblo Gold Metallic	■		■ ■	■
Royal Red Metallic/Brilliant Silver Metallic	■			
Blue Flame Metallic/Pueblo Gold Metallic	■			
Blue Flame Metallic/Brilliant Silver Metallic	■			
Blue Flame Metallic/Sterling Grey Metallic		■ ■		
Dark Blue Pearl Metallic/Pueblo Gold Metallic	■		■ ■	■
Dark Blue Pearl Metallic/Brilliant Silver Metallic	■			
Dark Blue Pearl Metallic/Sterling Grey Metallic		■ ■		
Brilliant Silver Metallic/Sterling Grey Metallic		■ ■		
Sterling Grey Metallic/Brilliant Silver Metallic	■			
Stone Green Metallic/Pueblo Gold Metallic	■		■ ■	■
Black/Pueblo Gold Metallic	■		■ ■	■
Black/Brilliant Silver Metallic	■			
Black/Sterling Grey Metallic		■ ■		
Amber Gold Metallic/Sterling Grey Metallic		■ ■		
White Sand Tri-Coat Metallic/Pueblo Gold Metallic ¹			■ ■	■
Razor Red Metallic with Tinted Clearcoat/Pueblo Gold Metallic ¹	■		■ ■	
Razor Red Metallic with Tinted Clearcoat/Brilliant Silver Metallic ¹	■			
Razor Red Metallic with Tinted Clearcoat/Sterling Grey Metallic ¹		■ ■		

CAMEL/TAN
 STONE/MEDIUM STONE
 BLACK/MEDIUM STONE
 BLACK/BLACK
 SIENNA BROWN/BLACK
 CHAPARRAL/CAMEL

¹White Sand Tri-Coat and Razor Red with Tinted Clearcoat paint colors are additional-cost options.



Medium Stone Vinyl Medium Stone Cloth Medium Stone Premium Cloth Camel Premium Cloth Black Sport Cloth



Medium Stone Sport Cloth Black Sport Leather Medium Stone Sport Leather Camel Premium Leather Black Premium Leather



Chaparral Leather Sienna Brown PLATINUM Leather Medium Stone PLATINUM Leather



Drive one.

09 F-150

INTERIOR & EXTERIOR SELECTIONS



Oxford White



Pueblo Gold Metallic



Bright Red



NEW Royal Red Metallic



NEW Blue Flame Metallic



Dark Blue Pearl Metallic



NEW Brilliant Silver Metallic



NEW Sterling Grey Metallic



Stone Green Metallic



Black



NEW Amber Gold Metallic



White Sand Tri-Coat Metallic



NEW Razor Red Metallic with Tinted Clearcoat

Ford uses clearcoat paint for beauty and protection. Colors shown are representative only. Not all colors are available on all models. See your dealer for actual paint/trim options. Vehicles shown with optional equipment. F-150 XLT SuperCrew 4x4 shown.

QUALITY TRUCKS.

F-Series trucks have a reputation for quality that has made them America's best-selling line of trucks for 31 years in a row.



GREEN TRUCKS.

F-150's new SFE Package achieves unsurpassed 21 mpg hwy.¹ The 5.4L 3-valve V8 FFV delivers best-in-class maximum payload and towing.




SAFE TRUCKS.

With the most advanced accident avoidance technology and strongest passenger protection structure and features, this is the safest F-150 yet.



SMART TRUCKS.

From the innovative cargo box access to Ford Work Solutions™ and more, F-150 offers you smart tools for tough jobs – features no other truck can match.



¹EPA-estimated 15 mpg city/21 hwy. on SFE Package with 4.6L 3-valve V8, 145" WB SuperCrew 4x2; 14 mpg city/19 hwy. on 4.6L 2-valve V8 4x2; 15 mpg city/20 hwy. on 4.6L 3-valve V8 4x2; 14 mpg city/20 hwy. on 5.4L 3-valve V8 4x2.



© 2009 Ford Motor Company

09F150J3WEBPDF

fordvehicles.com